

GUIDA ALLA PERSONALIZZAZIONE DI CALENDARI E AGENDE

p. 01



p. 02



p. 03



1°

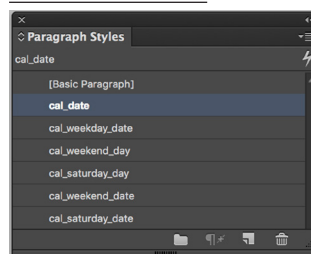
Scegli tra i nostri impaginati, clicca su [Scarica template ZIP](#) e apri il file INDD (CC) oppure IDML (se hai versioni più vecchie di Adobe InDesign)



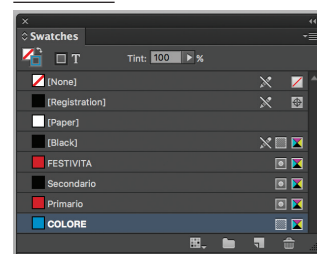
2°

Cambia facilmente **Colori** e **Caratteri**

STILI DI PARAGRAFO



CAMPIONI



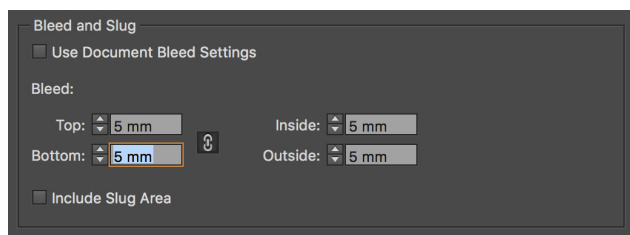
3°

Inserisci le tue foto per ogni mese e per la copertina ed inserisci il tuo logo e dati nella pagina Mastro



4°

Esporta il PDF in "Qualità di Stampa" con abbondanza di almeno 5 mm




4°

Sei pronto per ordinare allegando questo file nel carrello.

+ Allega file

OCCHIO ALLA PERFORAZIONE!

Per Calendari da Muro e Calendari da Tavolo, si consiglia di posizionare elementi importanti come testo, titoli, loghi e immagini ad almeno **2cm** di distanza dal taglio superiore.



ATTENZIONE!

Gli impaginati di **Calendari da Muro** e **Calendari da Tavolo** hanno una sequenza consecutiva e così possono essere caricati nell'ordine. Ci teniamo ad informare che la stampa verrà effettuata ottimizzando la sequenza, affinché il calendario possa essere girato una sola volta durante il suo utilizzo.



I template di questo sito sono protetti da copyright. È vietato riprodurli, distribuirli, modificarli o usarli a fini commerciali, salvo stampa sulla nostra piattaforma e previo permesso scritto. Ne è proibita la pubblicazione su siti non di nostra proprietà.



Si consiglia sempre di controllare la correttezza degli impaginati. La tipografia declina ogni responsabilità sulla correttezza dei template calendari e agende.

GUIDE A LA PERSONALLISATION DES CALENDRIERS ET DES AGENDAS

p. 01



p. 02



p. 03



1°

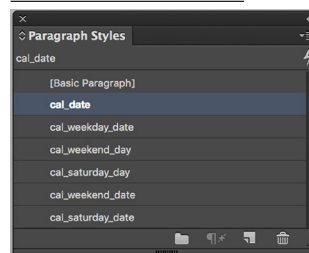
Choisir parmi nos mises en pages, cliquer sur [Télécharger template ZIP](#) et ouvrir le fichier INDD (CC) ou IDML (pour versions plus anciennes d'InDesign)



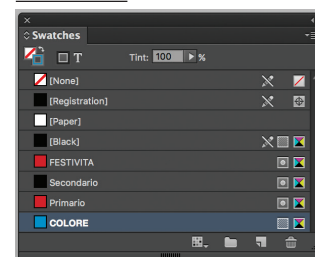
2°

Modifier facilement les **Couleurs** et les **Polices**

STYLE DE PARAGRAPHE



COULEURS



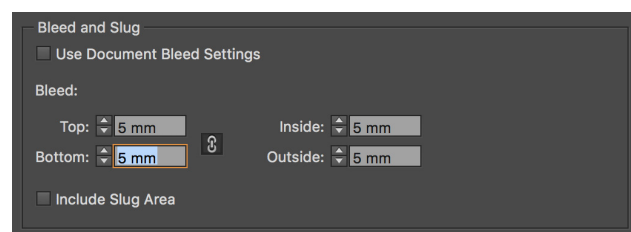
3°

Insérer vos images pour chaque mois et pour la couverture. Insérer aussi votre logo et vos informations dans le Gabarit.



4°

Exporter le PDF en "Qualité D'Impression" avec un fond perdu de 5mm




5°

C'est parfait ! Télécharger le fichier dans le panier et passer commande !

[+ Joindre un fichier](#)

ATTENTION AU PERÇAGE !

Pour les Calendrier Muraux et les Calendriers de Table, nous vous conseillons de positionner les informations importantes comme texte, titres, logo et images à au moins **2cm** de distance du bord supérieur.



ATTENTION!

Les mises en page de **Calendriers Muraux** et de **Calendriers de Table** visibles en ligne ont une séquence consécutive et peuvent ainsi être téléchargées dans la commande. Sprint24 tient à vous informer que l'impression sera effectuée en optimisant cette séquence, de manière à tourner le calendrier seulement une fois.



Les modèles de ce site sont protégés par le droit d'auteur. Toute reproduction, modification ou usage commercial est interdit, sauf impression sur notre plateforme avec autorisation écrite. Publication sur des sites tiers interdite.



On conseille toujours de contrôler l'exactitude des gabarits. La typographie décline toute responsabilité sur l'exactitude des gabarits "Calendriers" et "Agendas".

GUIDE TO CUSTOMIZING CALENDARS AND AGENDAS

p. 01



p. 02



p. 03



1°

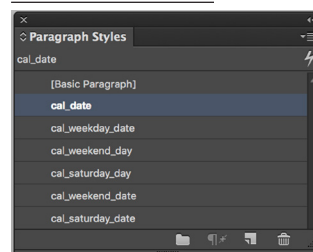
Choose from our layouts, click on [Download template ZIP](#) and open the INDD (CC) or IDML file *(if you have older versions of Adobe InDesign)*



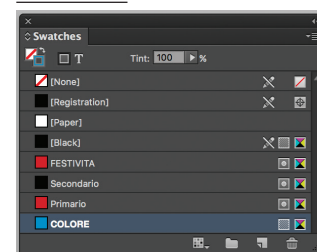
2°

Easily Change **Colors** and **Fonts**

PARAGRAPH STYLES



SWATCHES



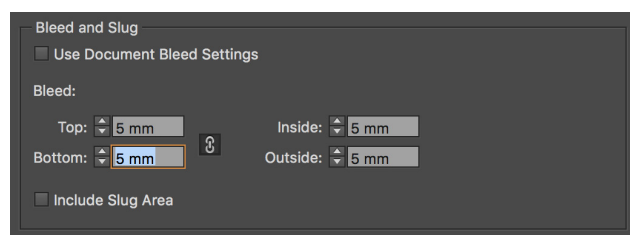
3°

Enter your photos for each month and for the cover and enter your logo and data on the Mastro page



4°

Export the PDF in "Print Quality" with a bleed of at least 5 mm




4°

You are ready to order by attaching this file to your shopping cart.

[+ Attach File](#)

WATCH OUT FOR THE PERFORATION!

For Wall Calendars and Table Calendars, it is recommended to place important elements such as text, titles, logos, and images at least **2cm** away from the top cut.



ATTENTION!

The layouts of **Wall Calendars** and **Table Calendars** have a consecutive sequence and so they can be loaded in order.

We would like to inform you that the printing will be done by optimizing the sequence so that the calendar can only be flipped once during its use.



The templates on this site are protected by copyright. It is forbidden to reproduce, distribute, modify or use them for commercial purposes, except for printing on our platform and with prior written permission. Their publication on sites not owned by us is prohibited.



It is always recommended to check the layouts for correctness. The printing house accepts no responsibility for the correctness of the calendar and diary templates